



GOVERNMENT OF INDIA
MINISTRY OF POWER



Review, Planning & Monitoring meeting

Integrated Power Development Scheme

15-Mar-2016, New Delhi



Presentation Outline



- **Snapshot**

- IPDS Compliances
- Part A (IT) Go-Live & Baseline AT &C establishment
- Part A (SCADA) Implementation
- Part-B implementation

- **Go-Live Impact**

- **Power reliability through SAIFI /SAIDI**

- **Progressive Competitiveness**

- **Consumer Connect**

- through 1912
- Outage Management

- **URJA – URban Jyoti App for India**

- **UVAs – Urban Vidyut Abhiyantas**

- **Issues being flagged**



सत्यमेव जयते

IPDS compliances



State	Project Management Agency	Tri-partite Agreement
Assam	✓	✗
Delhi	✗	✗
Goa	✗	✗
J & K	✗	✗
Jharkhand	✗	✗
Kerala	✗	✗
Maharashtra	✓	✗
NE states except Assam, Manipur, Tripura	✗	✗
Odisha	✓	✗
Puducherry	✗	✗
Rajasthan	✓	✗
Tamil Nadu	✗	✗
Telangana (TSNPDCL)	✗	✓
Telangana (TSSPDCL)	✓	✗
Tripura	✓	✗
UP (DVVNL, KESCO)	✓	✗

States to expedite appointment of PMA and signing of TPA by Mar'16



सत्यमेव जयते

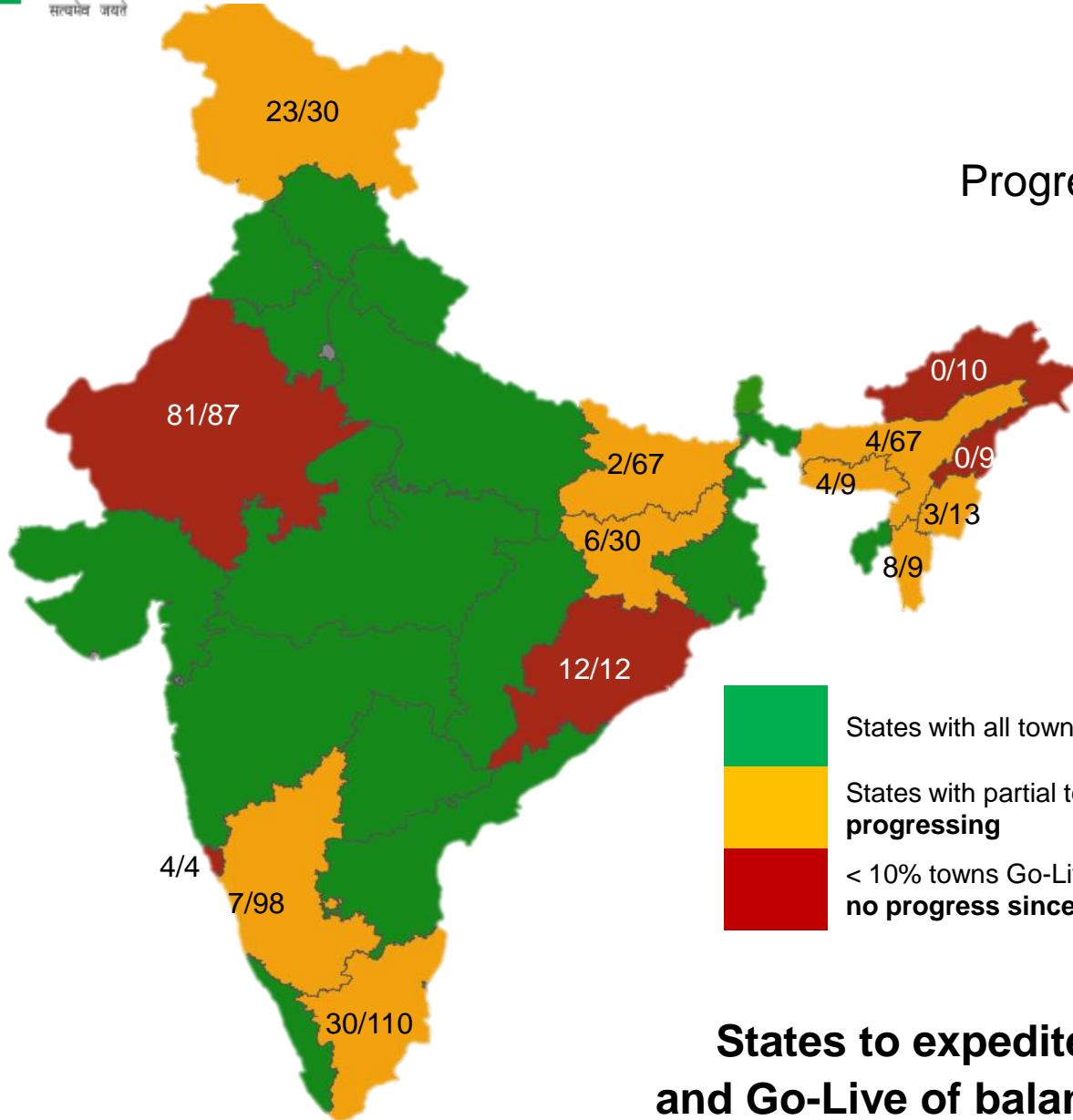


Snapshot of Balance Go-Live towns (10 Mar 2016)

Total eligible - **1405 towns**

Go-Live - **1198 towns**

Progress since last RPM - **34 towns**



- States with all towns Go-Live
- States with partial towns Go-Live but **progressing**
- < 10% towns Go-Live/ work not awarded, **no progress since last RPM**

- To Monitor Go-Live parameters**
- To expedite completion**
- To expedite work**

States to expedite award (Odisha) and Go-Live of balance towns by Mar'16



सत्यमेव जयते

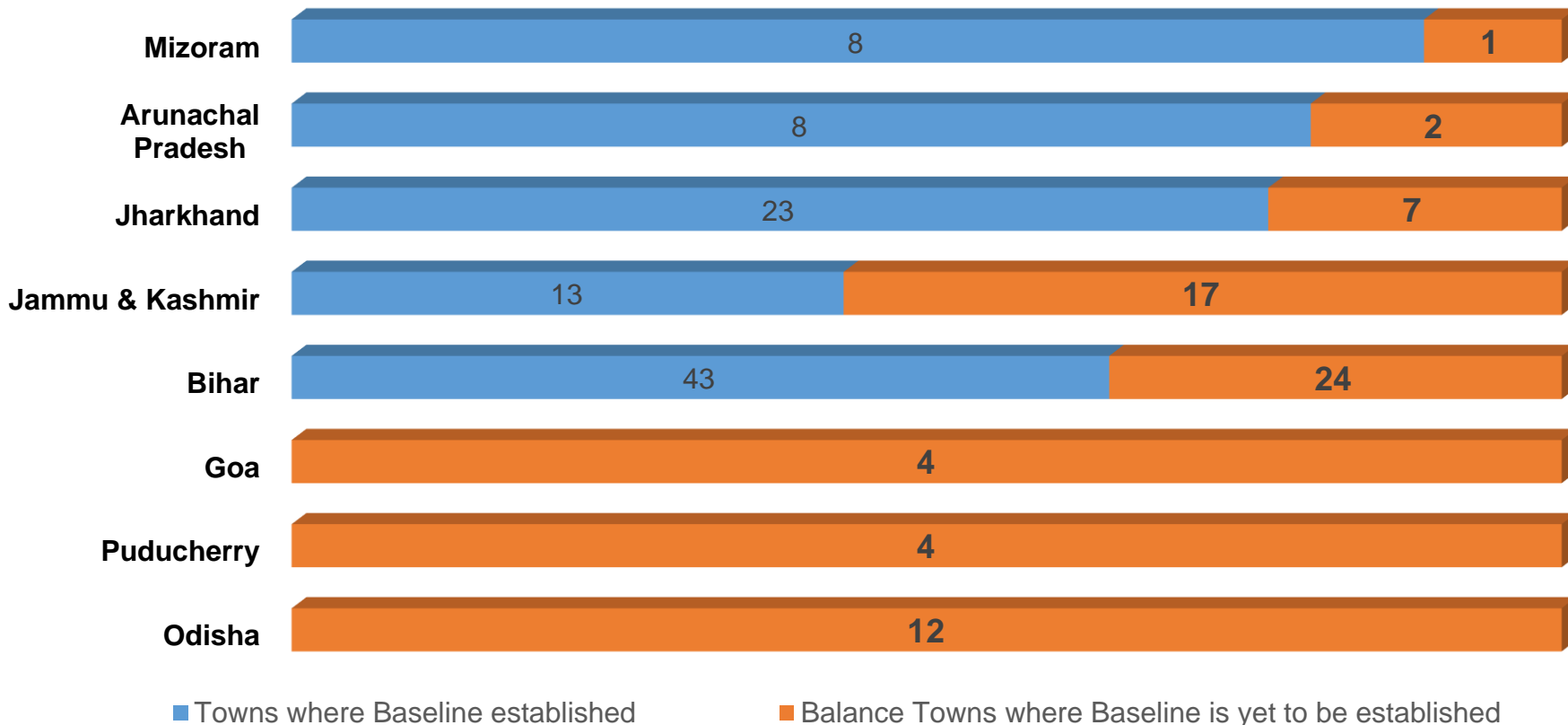
Snapshot of Balance Baseline Loss establishment

(10 Mar 2016)



Baseline AT&C loss established in 1334 towns across the country

Baseline AT&C yet to be established in 71 Towns



Ring fencing to be completed for 17 towns of J & K

States to expedite Ring fencing and Baseline AT &C loss establishment of balance towns by Mar'16



Snapshot of Part A (SCADA) Implementation

(10 Mar 2016)

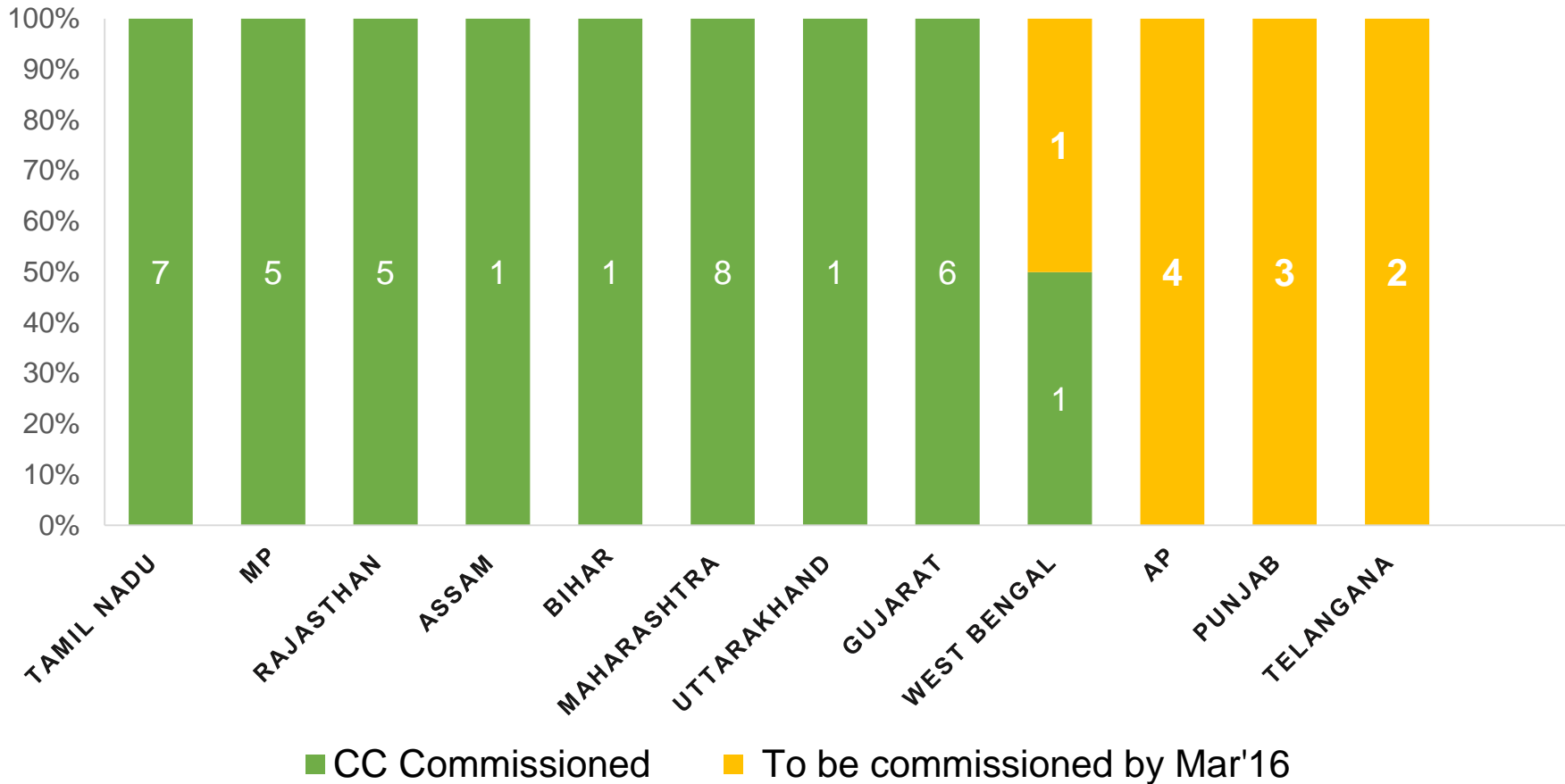


Total sanctioned – 72 towns

Control Centers (CC) commissioned – 35

CC commissioned since Last RPM - 6

Addl CC commissioning targeted - 10



States to ensure commissioning of 10 SCADA Control Centres by Mar'16

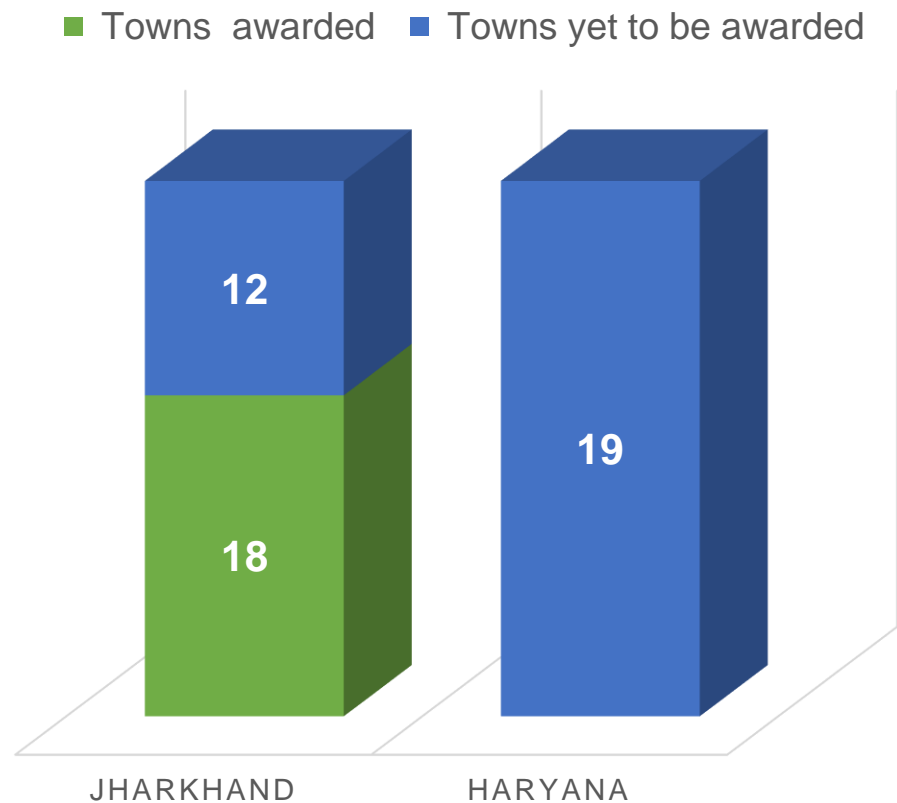
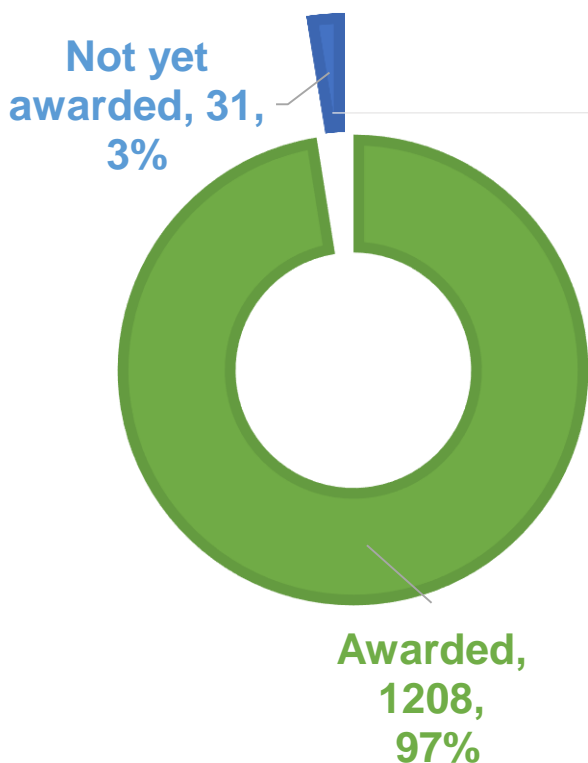


सत्यमेव जयते



Snapshot of award of Part B (10 Mar 2016)

Total sanctioned – 1241 towns^ Work awarded in – 1208 towns



Jharkhand - Likely to award 9 towns in Mar'16
Haryana – No communication received for cancellation of 18 towns of UHBVN

States to award all balance projects by Mar'16

^ 2 towns of Haryana under cancellation, 1239 total towns

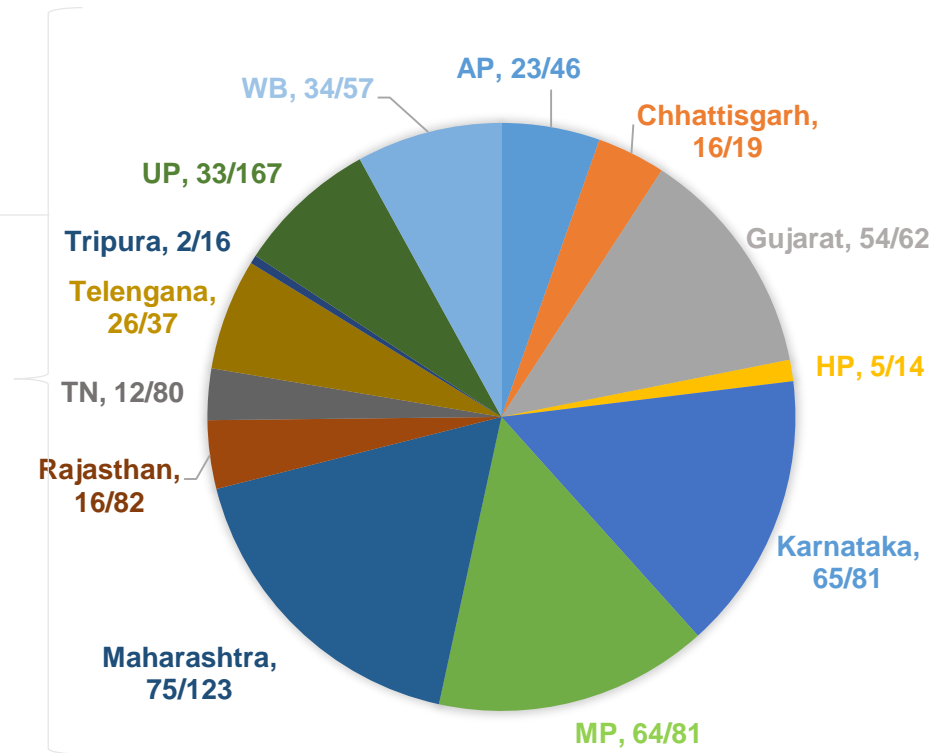
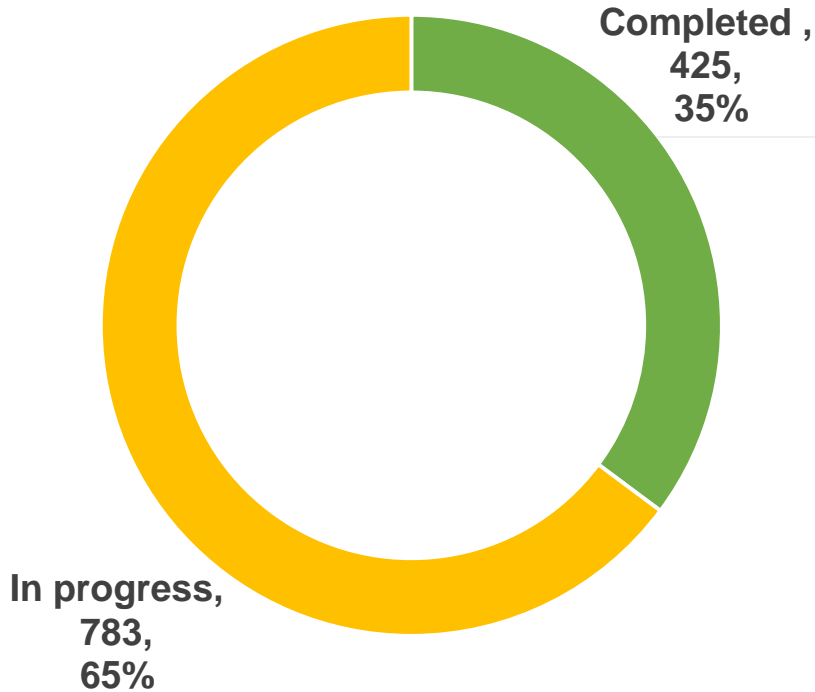


Snapshot of implementation of Part B (10 Mar 2016)



Total awarded – 1208 towns

Work completed in – 425 towns



Progressive states – AP, Chhattisgarh, Gujarat, Karnataka, MP, Telangana , WB

Laggard states – Bihar, J&K, Jharkhand, Kerala, Punjab, Uttarakhand, NE states (except Tripura and Manipur)

States to expedite completion of Part B projects



सत्यमेव जयते

Go-Live Impact (pan-India)



Parameters

Impact

TOWN WISE AT & C LOSS MONITORING

Towns' AT&C Loss vis-à-vis Baseline AT & C losses	Improvement in 821 Towns (76%) Not improved (263 Towns) No improvement mostly in UP-46, TN- 53, Assam-25
---	--

MONITORING OF HIGH LOSS FEEDERS

Top 10% high loss feeders	Feeders with AT&C Losses > 50% : 952/1702
---------------------------	---

CONSUMER EMPOWERMENT AND DELIVERY OF E-SERVICES

New connections released	21%
Connections released as per SERC norm (out of connection released)	70%

E-Payment Reported	0.1- 21 %
--------------------	-----------

COMPLAINT REDRESSAL MECHANISM

Complaints redressed	50%
Redressal within SERC timelines (out of complaints redressed)	70 %

POWER RELIABILITY

Town wise Reliability using SAIFI/SAIDI (monthly)	SAIFI : 153 towns > 30 interruptions SAIDI : 159 towns > 30 hr
---	---

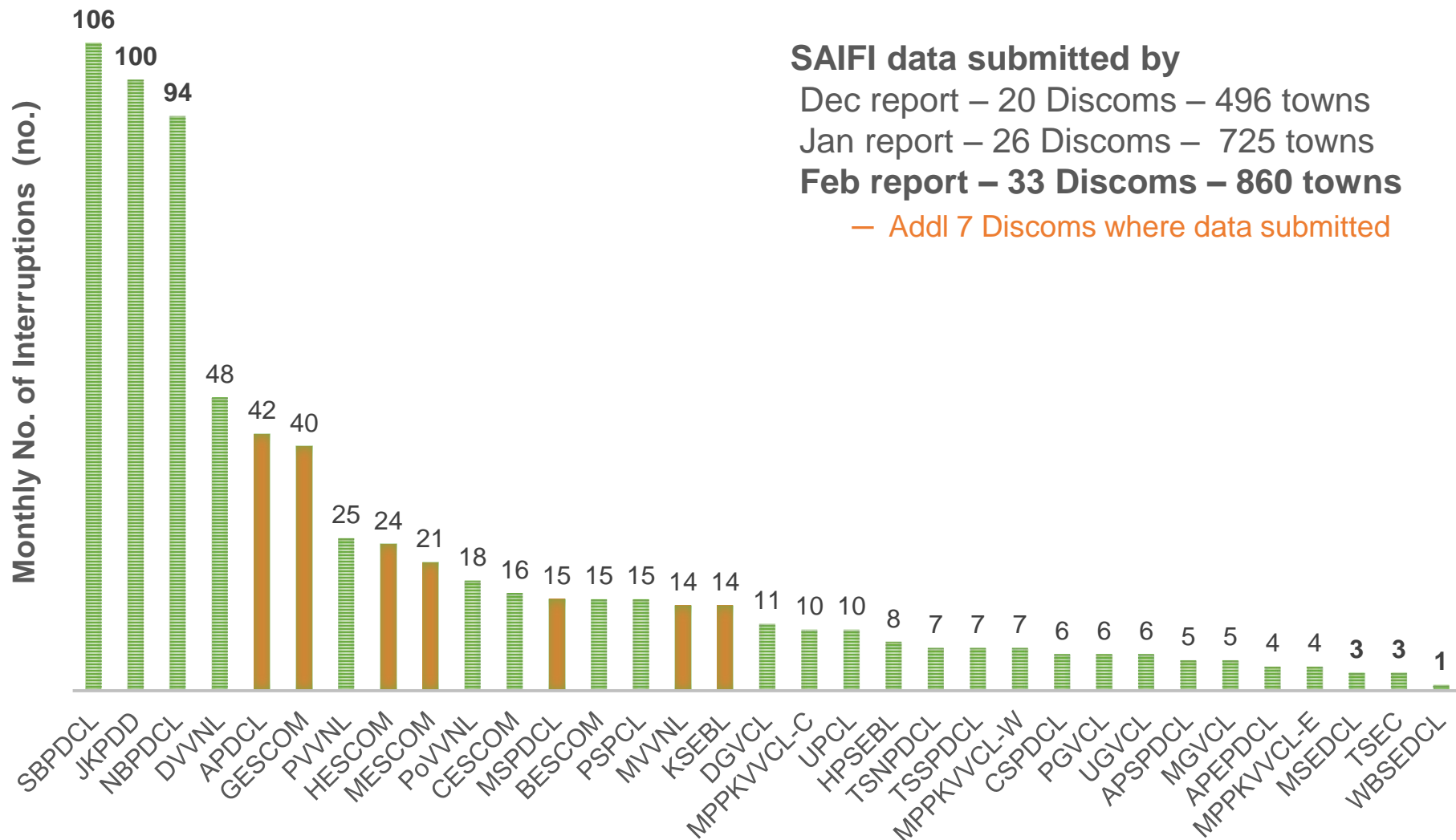
States to sanitize Post Go-Live data and continuously focus on delta updates in GIS, Meter/modem updation



सत्यमेव जयते

Power Reliability – SAIFI

System Average Interruption Frequency Index



SAIFI data submitted by

Dec report – 20 Discoms – 496 towns

Jan report – 26 Discoms – 725 towns

Feb report – 33 Discoms – 860 towns

— Addl 7 Discoms where data submitted

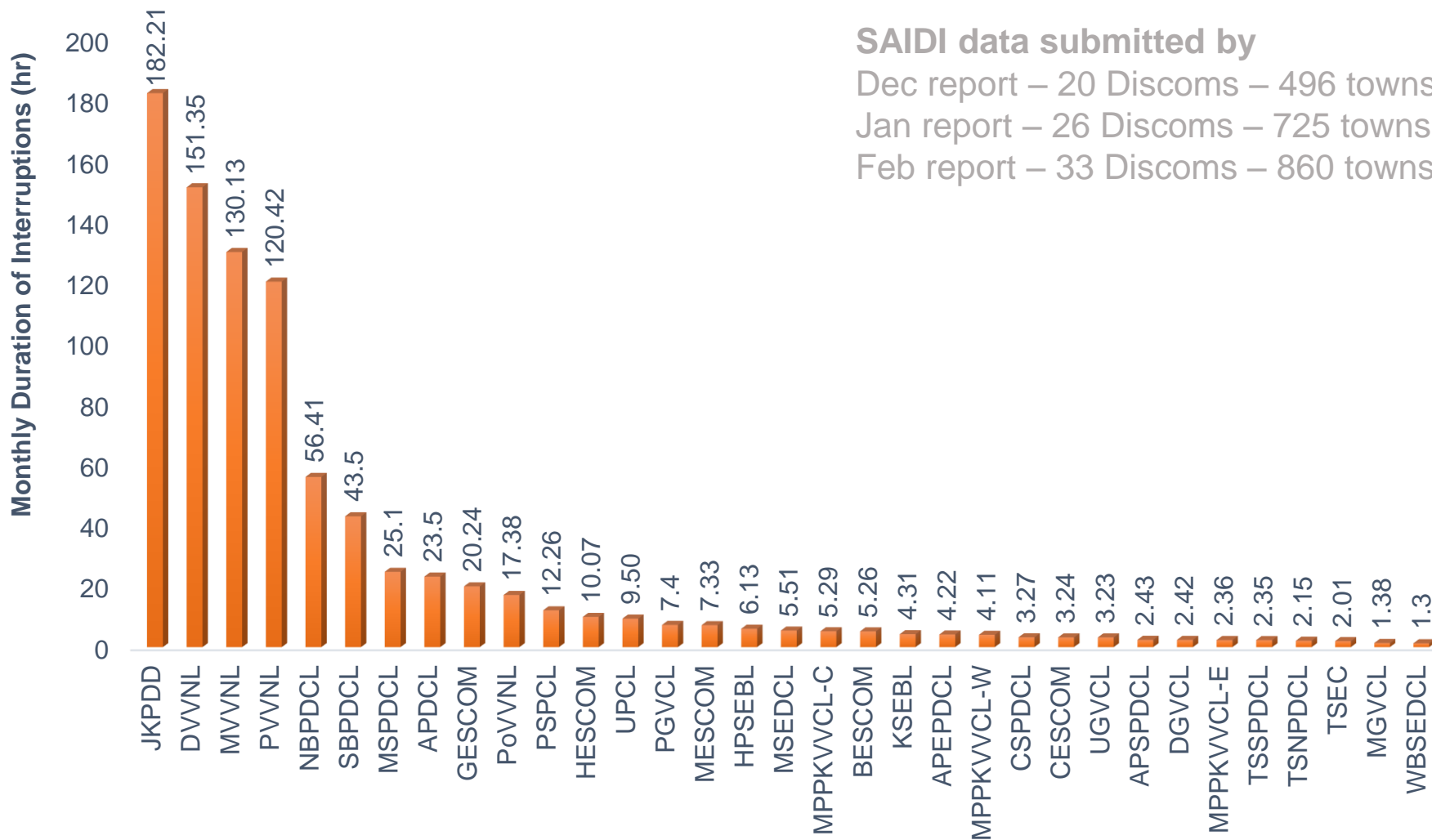
States to monitor SAIFI/SAIDI and take continuous administrative measures for improvement of power reliability



सत्यमेव जयते

Power Reliability – SAIDI

System Average Interruption Duration Index



SAIDI data submitted by
 Dec report – 20 Discoms – 496 towns
 Jan report – 26 Discoms – 725 towns
 Feb report – 33 Discoms – 860 towns

States to monitor SAIFI/SAIDI and take continuous administrative measures for improvement of power reliability



Progressive Competitiveness



- Ranking based on Post Go-Live Reports

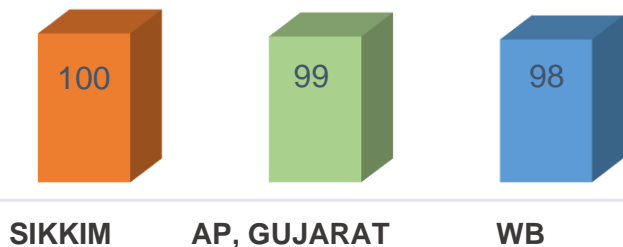
Rank 1

Rank 2

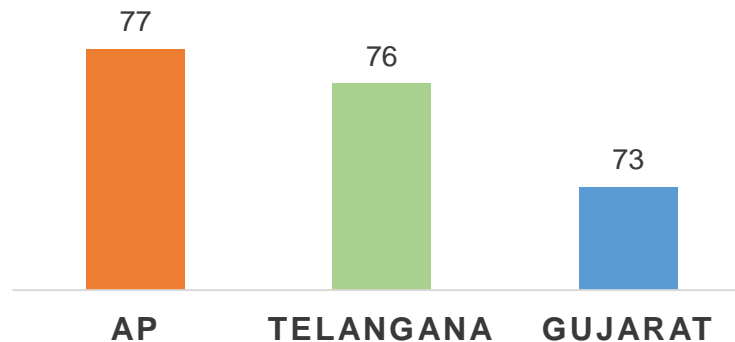
Rank 3

[Detailed rankings](#)


% OF GO-LIVE TOWNS WHERE AT&C LOSSES REDUCED



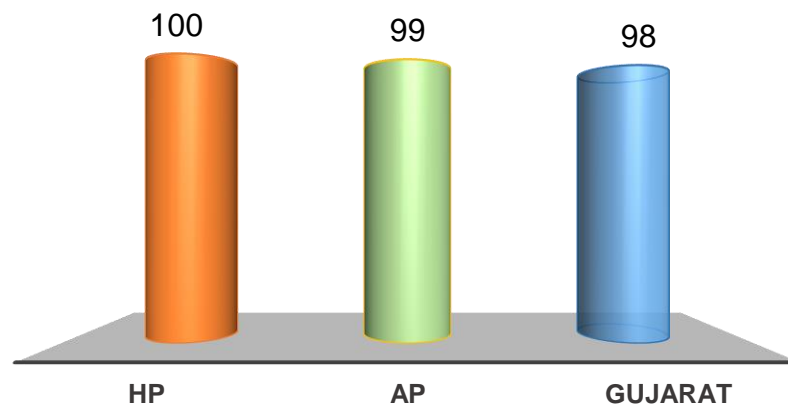
% OF NEW CONNECTIONS RELEASED IN SERC TIMELINES



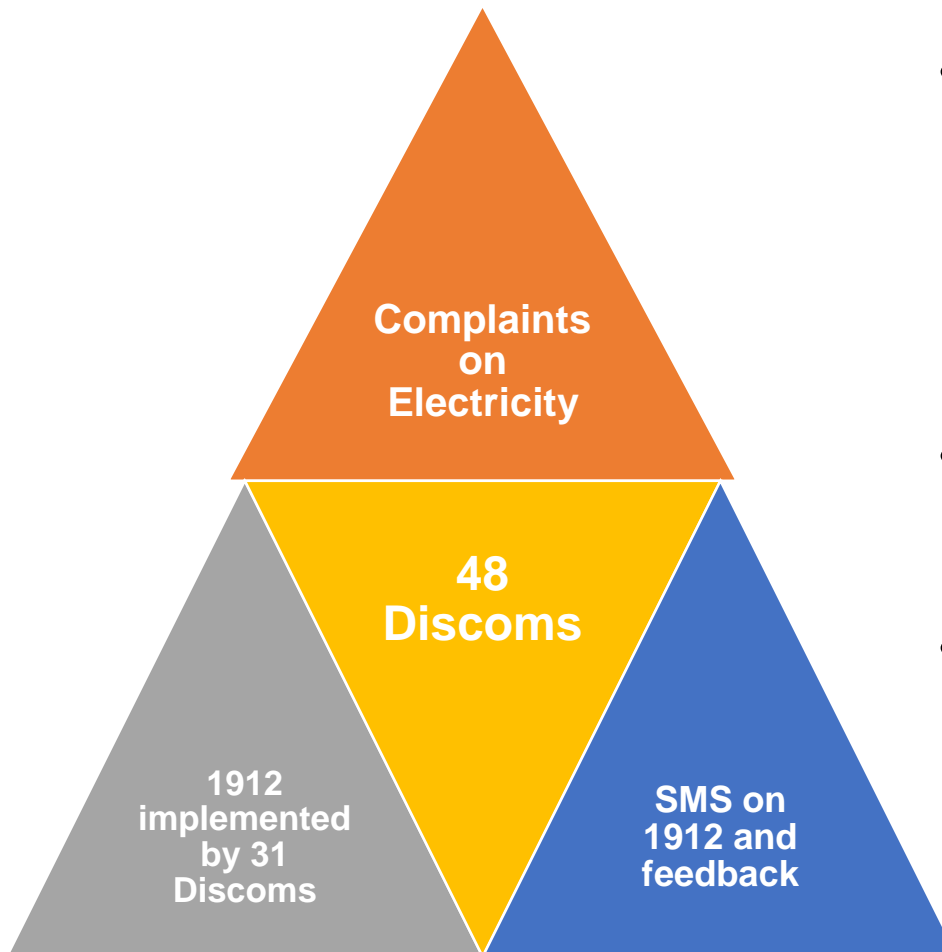
E-PAYMENT (% of consumers using E-Payment facility)



% OF CONSUMER GRIEVANCES REDRESSED IN SERC TIMELINES



Consumer Connect - Implementation of Short code for 'Complaints on Electricity' - 1912



- Goa, Haryana, NE States (except Sikkim), Puducherry, Rajasthan (Jaipur, Jodhpur Discoms), Sikkim, UP (except MVVNL) yet to implement 1912
- Himachal, J&K yet to roll 1912 State-wide
- Issues being faced by Discoms like chargeable calls on 1912, Intra State circle/ jurisdictional and operator issues, unwillingness of Private operators to implement

States to focus on improved customer care, implement short code for 'Complaints on Electricity' 1912



सत्यमेव जयते

Consumer Connect – Outage Management



SERC Regulation – to intimate scheduled outages at least 24 hours in advance

All Discoms are publishing schedule for major shutdowns etc in advance in Newspapers

Only 19/48 Discoms uploading outage schedules on their websites

Some Discoms using innovative ideas like publicity through FM, Facebook, Twitter, Mobile App

Discoms of Chhattisgarh, KESCO (UP), Gujarat, Uttarakhand[^] sending Outage Information over SMS

States to focus on improved customer care and publish Outage Schedule in advance for information dissemination

[^] only in VIP areas



URJA – URban Jyoti App for India



URJA – Rfp for URban Jyoti App for India floated, likely Award in April 2016. URJA will focus on -

- **CONSUMER CONNECT** - Transparent Interface for consumer/common man on power related services such as **average grievance redressal time, new connections release time and outage schedule** etc.
- **PROGRESSIVE COMPETITIVENESS** - Inter-state and Intra-state ranking on consumer services related parameter information, AT&C, SAIFI-SAIDI
- **PROJECT MONITORING** - Online monitoring of urban distribution projects

Entire Post Go-Live data to be in public domain on URJA - **States to ensure sanitization of Post Go-Live data and continuously focus on delta updates in GIS, Meter/modem updation**



UVAs – Urban Vidyut Abhiyantas



In principle approval received from MoP for appointment of young professional engineers as UVAs to assist MDs /CEs and handhold the Discoms for 2 years. UVAs will -

- Act as principal link to upload data on URJA Mobile App
- Support in enhancing consumer services by ensuring regular uploading of Discoms' outage schedule etc
- Assist in capturing physical and financial progress of IPDS projects

Proposed Qualification - B Tech (Electrical/Electronics/IT/CS) with minimum 3 years experience in Power Distribution sector/ IT implementation

States to make best use of this resource (UVA) and ensure regular updation of info on URJA Mobile App, monitoring of Urban Distribution projects



Issues being Flagged



States to

- Expedite **signing of TPA and appointment of PMA** (particularly for **NE States**, immediately)
- Expedite **Go-Live of balance towns / establish Baseline AT&C losses** in balance towns by **Mar'16**
- Ensure **sanitization of Post Go-Live data** and continuously focus on delta updates in GIS, Meter/modem updation
- **Expedite Part B and SCADA** implementation including early commissioning of SCADA Control Centers
- **Award all balance projects** (Part A [IT] / Part B)
- **Monitor Power reliability of all towns – SAIFI/SAIDI**
- Focus on improved customer care - **implement 1912, publish Outage schedule**



सत्यमेव जयते



धन्यवाद।



सत्यमेव जयते

RANKING OF STATES



% of towns with loss reduction vis-à-vis baseline data

States	% of towns with loss reduction
Sikkim	100%
Gujarat	99%
Andhra Pradesh	99%
West Bengal	98%
Telangana	97%
Madhya Pradesh	96%
Chhattisgarh	95%
Uttarakhand	94%
Karnataka	85%
Maharastra	84%
Punjab	83%
Meghalaya	80%
Uttar Pradesh	73%
Rajasthan	67%
Assam	60%
Himachal Pradesh	50%
Haryana	41%
Bihar	28%
Tamil Nadu	21%
Jharkhand	20%
Kerala	10%

% of connections released in SERC Timelines

States	% of connections released
Andhra Pradesh	77%
Telangana	76%
Gujarat	73%
Jharkhand	69%
Sikkim	60%
Kerala	56%
Chhattisgarh	42%
Uttarakhand	40%
Himachal Pradesh	33%
Meghalaya	15%
Tripura	15%
Madhya Pradesh	14%
Jammu & Kashmir	13%
Tamil Nadu	12%
Assam	12%
West Bengal	11%
Punjab	10%
Karnataka	10%
Maharastra	7%
Haryana	5%
Uttar Pradesh	5%
Bihar	2%





सत्यमेव जयते

RANKING OF STATES



% of E-payment – consumer wise

Discom	E-payment%
MGVCL	21
PSPCL	16.15
DHBVNL	14.55
DGVCL	14
TANGEDCO	13.78
PaVVNL	9.83
MPPKVVCL-W	9.03
UPCL	7.12
MPPKVVCL-E	6.89
MSEDCL	6.53
JaVVNL	6.36
MPMKVVCL-C	6.06
BESCOM	6
CSPDCL	5.82
SBPDCL	5.46
APEPDCL	4.94
JoVVNL	4.78
HPSEBL	4.71
DVVNL	4.5
APDCL	4.49
PoVVNL	4.31
APSPDCL	4
NBPDCL	3.91
KSEBL	3.1
WBSIEDCL	3.09
TSSPDCL	2.67
GESCOM	2.15
PGVCL	2
TSEC	2
TSNPDCL	1.8

% of complaints redressed in SERC timelines

States	% of complaints redressed
Himachal Pradesh	100%
Andhra Pradesh	99%
Gujarat	98%
Karnataka	92%
Jammu & Kashmir	91%
Kerala	87%
Telengana	84%
Chhattisgarh	84%
Madhya Pradesh	83%
Rajasthan	83%
Punjab	65%
West Bengal	24%
Uttarakhand	24%
Maharastra	22%
Haryana	12%
Uttar Pradesh	9%
Tamil Nadu	2%
Bihar	0.39%





सत्यमेव जयते

STATE WISE – Town Go-Live Status



S.No.	State Name	No. of Towns	No. of Towns Go Live
1	Andhra Pradesh	75	75
2	Arunachal Pradesh	10	0
3	Assam	67	65
4	Bihar	67	63
5	Chhattisgarh	20	20
6	Goa	4	0
7	Gujarat	84	84
8	Haryana	36	36
9	Himachal Pradesh	14	14
10	Jammu & Kashmir	30	7
11	Jharkhand	30	24
12	Karnataka	98	91
13	Kerala	43	43
14	Madhya Pradesh	83	83
15	Maharashtra	128	128
16	Manipur	13	10
17	Meghalaya	9	5
18	Mizoram	9	1
19	Nagaland	9	0
20	Odisha	12	0
21	Puducherry	4	0
22	Punjab	47	47
23	Rajasthan	87	6
24	Sikkim	2	2
25	Tamil Nadu	110	80
26	Telangana	38	38
27	Tripura	16	16
28	Uttar Pradesh	168	168
29	Uttarakhand	31	31
30	West Bengal	61	61
		1405	1198

